



LASER CATALOGUE



It's time.

Topcon Lasers: designed to fit personal needs

Topcon is a worldwide leading developer and manufacturer of precision positioning equipment and offers a wide selection of innovative Laser, GPS systems, Machine Control solutions and GIS products.

The current laser program is the result of a rich history in the measuring industry, a market driven R&D department and our dedication to provide you with solutions that fit your personal needs.

The Topcon laser range is far ahead of the competition in terms of functionality and quality. Topcon lasers are fast, dependable, durable, and accurate and technologies like Topcon's GreenBeam® make Topcon lasers 4 times more visible than regular lasers. The high quality components used for the production of Topcon measuring tools give us the confidence to offer a warranty period of 5 years*, a very strong sales argument.



Topcon understands that in today's demanding work environment every minute downtime on a measuring tool, is a minute lost. That's why we guarantee to solve any problem; swiftly and without restrictions. Buying a Topcon Measuring tool gives you the prospect of at least 5 years of worry-free work. This new catalogue provides an overview of our product range.

It's an easy way to find the measuring tool that best fit your personal needs and budget. No matter what the application, Topcon always offers the right solution. Our goal is to provide you with right business solutions; Today, tomorrow and in the future.

Frank Grunder
European Sales Manager Laser Products
Topcon Europe Positioning BV.

INDEX OF CONTENT	
Page 2	Information
Page 3	Self-leveling Construction Laser
Page 4	Multi Purpose Rotating Laser
Page 5	Slope Laser
Page 6	Pipe Laser
Page 7	Machine Control Laser Receiver
Page 8	Crossline Laser
Page 9	Automatic Level / Theodolite
Page 10	Product/ application matrix
Page 11	Notes

*Line Cross lasers are not included.

Self-leveling Construction Laser

RL-H3 series – Four models, five things in common: Fast, versatile, dependable, durable & accurate – Looking for a proven, rugged, reliable General Construction laser. A laser that provides maximum impact at a minimum price. You’ve found it. We have an RL-H3 Series General Construction laser to meet all of your job site needs, from layout to grade control.

The RL-H3CS sets a new standard for the low-cost, self leveling combination of General Construction and point matching slope lasers. Now you can have it all for less.

The RL-H3CS offers all the features of our popular RL-H3C models, with the added versatility of single-slopes up to 5%. Turn it on, set your slope, and go to work!



RL-H3C

RL-H3 LASER	ART. NO
RL-H3C *1, 2, 3 Horizontal Construction	313320402
RL-H3CS *1, 2, 3 Horizontal Single Slope	313360402
RL-H3CL *1, 2, 3 Horizontal Long Range	313370402

*1) Handreceiver: LS-80B, 2) Holder for handreceiver, 3) CC Alkaline Battery



RL-H3CS



SELF-LEVELING CONSTRUCTION LASER

RL-H3A LASER	ART. NO
RL-H3A *1, 2, 3 Horizontal Construction	313300403

*1) Detector: LS-80A, 2) Holder for detector, 3) CC Alkaline Battery



RL-H3A

SPECIFICATIONS*	RL-H3C	RL-H3CS	RL-H3CL	RL-H3A
Beam type	red (visible diode)	red (visible diode)	red (visible diode)	red (visible diode)
Operating range (radius)	150 m	250 m	350 m	350 m
Accuracy	±15 arc seconds	±10 arc seconds	±8 arc seconds	±8 arc seconds
Self-leveling range	±3°	±3°	±3°	±3°
Slope range	NA	±5%	NA	NA
Power (alkaline batteries)	4 "C" size	4 "C" size	4 "D" size	4 "D" size
Battery life	approx. 60 hrs	approx. 60 hrs	approx. 120 hrs	approx. 120 hrs



● Handreceiver LS-80B

- Two way communication for HI Alert and Laser Battery Status
- 5 Levels of LCD display precision
- Extended Battery Life
- Quick find beam finder system
- Auto shut-off



LS-80B



LS-80A: dual screen receiver



RL-H3CS Package

Multi Purpose Rotating Laser

RL-VH4 series – Complete, dependable, durable, accurate, visible and affordable – Compact in design with integrated handle and weighing only 2,6kg, the RL-VH4DR and RL-VH4G2 are truly portable and easy to set-up.

Now you have the power to work the way you always wanted to work! The new RL-VH4 Multi Purpose lasers offer you

three power options for convenience and flexibility: Alkaline, rechargeable and AC run/charge.

The series provides up to twice as many hours of operation from one set of alkaline batteries as other lasers. Four times more visible with the GreenBeam® version. This is the power you need!



ROTATING LASER	ART. NO
RL-VH4DR *1, 2, 4, 5, 6, 7, 8	Red Beam 313750402
RL-VH4G2 *1, 3, 4, 5, 6, 7, 8	GreenBeam® 313360402

*1) Remote control: RC-40, 2) Detector: LS-80A, 3) Detector: LS-80G, 4) Batteries Rechargeable, 5) Wall mount, 6) Target plate, 7) Charger, 8) Holder for detector



MULTI PURPOSE ROTATING LASER



SPECIFICATIONS*	RL-VH4DR	RL-VH4G2
Accuracy	2 mm / 20 m	2 mm / 20 m
Detecting range	300 m	300 m
Beam type	635 nm red	532 nm green
Laser Class	3R	3R
Water-dust proof	IP54	IP54
Batteries / Operating time	Rechargeable / 45 hrs	Rechargeable / 24 hrs
Detector	LS-80A	LS-80G

● **RL-VH4DR – Package**

- Magnetic ceiling target
- RC-40 remote control
- Detector
- Holder-6 bracket
- Rechargeable battery package
- Professional wall mount
- Carrying case



RL-VH4DR Package

Slope Laser

The new standard in construction slope lasers – Topcon’s all new RL-100 Series sets new standards for simplicity and accuracy. Rugged, lightweight, and compact, it’s twice the laser at an amazingly affordable price!

Choose from two models, RL-100 single slope or RL-100 dual slope. The RL-100 1S provides single slopes from –5% up to +25% and comes complete with Topcon’s new LS-80A laser

receiver, sensor, sensor holder and battery pack + charger. Ready to work. The RL-100 2S provides dual slopes up to +/- 10% in the X-axis or up to and industry leading –5% to 25% in the Y-axis. The new RC-400 remote allows complete control of the RL-100 2S up to 300 meter.

RT-5SW Slope laser – All the laser, with all the features, you’ll ever need.



RL-100 2S

RC-400 Radio remote

RL-100 SLOPE LASER	ART. NO
RL-100 1S *2, 3, 4, 5 Single slope laser	314860462
RL-100 2S *1, 2, 3, 4, 5 Dual slope laser	314850462

*1) Remote control: RC-400, 2) Receiver: LS-80A, 3) Batteries Rechargeable, 4) Holder for receiver, 5) Charger



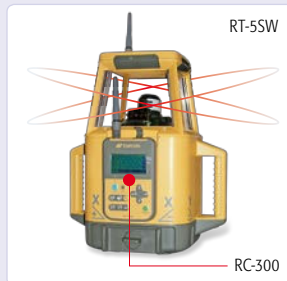
RL-100 1S



SLOPE LASER

RT-5SW SLOPE LASER	ART. NO
RT-5SW *1, 2, 3 Machine Control Laser	313800432
RC-300 Detachable Remote Control	314960041

*1) Remote control: RC-300, 2) Batteries Rechargeable, 3) Alignment target



RT-5SW

RC-300

SPECIFICATIONS*	RL-100 1S	RL-100 2S
Repeatability	5 arc sec.	
Horizontal Accuracy	±10 arc sec.	
Grade Range	-5% to +25% (single)	±10%/ -5% to +25% (dual)
Working Range	770 m	
Wave Length	685 nm visible	
Laser Class	Class 3R	
Environment	IPX6	
RC-400 (Remote Control)	Option	Yes
Range		two-way 300m
LS-80A (Receiver)	Yes	
Receiving Range	770 m	
Power	2 AA alkalines	

SPECIFICATIONS*	RT-5SW
Accuracy (repeatability)	±5"
Autoleveling range	±5°
Working range	1.200 m radius
Laser source / Laser power	visible diode (685 nm) / high 4.5 mW/ low 2.5 mW
Grade range	x: ±10%, y: ±25%
SmartLine™	yes, auto alignment (150 m)
	RC-300 Remote Control
Display	high contrast graphical with backlight
Range	two-way communication 300 m
Environmental	water-/dust-/shockproof



RL-100 2S Package



Bright blue screen

Pipe Laser

The TP-L4 series of alignment lasers offer a combination of features and technology that have proven to meet the demands of contractors more than any other alignment lasers on the market.

Whether in the trenches, over-the-top, or laser guidance in mining and tunneling, the TP-L4 is the industry standard. Available with red beam and GreenBeam®.

When combined with features like SmartLine® auto-alignment, the world's most accurate grade mechanism, power options that keep you working when other lasers have given up, it's no wonder Topcon has set the standard.

There are four TP-L4 models to choose from, which means four ways to get there from here within your budget.



TP-L4G

PIPE LASER	ART. NO
TP-L4B *1, 2, 3 Red Beam	329481211
TP-L4A *1, 2, 3 Red Beam	399481201
TP-L4BG *1, 2, 3 GreenBeam®	329481231
TP-L4G *1, 2, 3 GreenBeam®	329481221

*1) Remote control: RC-400, 2) Batteries Rechargeable, 3) Target plate

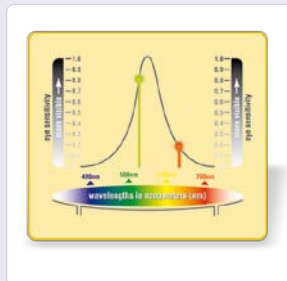


TP-L4B



PIPE LASER

Why Green? – Simple. You can see our GreenBeam® anywhere and under any conditions. It's the most visible construction laser ever! In fact, the TP-L4G GreenBeam® is four times easier to find in bright sunlight than conventional beams. So setup, grading and pipe installation is fast and easy.



● TP-L4 – Package

- 200 mm leg sets
- Carrying case
- Adjustable target
- Remote control RC-200
- NiCad battery
- Battery charger



TP-L4 Package

SPECIFICATIONS*	TP-L4B	TP-L4A	TP-L4BG	TP-L4G
Laser source	633 nm	633 nm	532 nm	532 nm
Beam color	red	red	green	green
SmartLine® auto alignment	no	yes	no	yes
Auto line centering	yes	yes	yes	yes
Auto grade zeroing	yes	yes	yes	yes
Plumb reference	yes	yes	yes	yes
Plumb reference type	LED	LED	LED	LED
SmartLine® operating range	N/A	150 m	N/A	150 m
Grade range	-15% to +40%			
Line range	±15 %			
Horizontal accuracy	±10"			
Battery life	DB-53: 70 hrs BT-53Q: 48 hrs		DB-53: 45 hrs BT-53Q: 32 hrs	
Housing construction	Cast aluminium			
Laser Class	Class 3R			
Waterproof depth	At least 5 m for 24 hours			
Operating temperature	-20°C to +50°C			

Machine Control Laser Receiver

LS-B100/110 Series – Advanced technology, value-priced laser receivers for dozers, scrapers, excavators, backhoes, and drag-boxes. All LS-B100/LS-B110 receivers feature simple, secure mechanical mounting, 360° beam detection, adjustable on-grade accuracy, water and dust proof cast construction, and bright multi-color LED displays.


Compatible with Topcon's family of Control Boxes for all your earth moving equipment the LS-B110 can also be used in "automatic" mode to hydraulically control the elevation and/or the slope of the cutting edge. This takes production and material savings up to a whole new level.



LS-B110

MACHINE CONTROL LASER RECEIVER		ART. NO
LS-B10	*1	312660201
LS-B10W	*1 (wireless)	312670221
LS-B100	*2	312670201
LS-B110	*1, 2a Vertical indicator	312670211
LS-B110W	*1, 2a Vertical indicator (wireless)	312670221
RD-100W	*1 (wireless)	312671221

*Batteries: 1) Dry Cell, 2) Rechargeable, 2a) Rechargeable optional



MACHINE CONTROL LASER RECEIVER

LS-B10W Handreceiver

The LS-B10W laser receiver delivers a versatile, low cost indicate solution for grade checking and machine control grade applications.

RD-100W Remote Display

Shows the Laser sensors information in the cab of the machine. Productivity increases on the job because the operator focuses on the grade information in the cab.



LS-B10W

RD-100W

SPECIFICATIONS*	LS-B10	10W	LS-B100	LS-B110	LS-B110W
Detective Range	120 mm		175 mm	250 mm	
Detective Angle	270°		360°		
Detective Precision					
Mode 1:	±2 mm			±3 mm	
Mode 2:	±6 mm			±6 mm	
Mode 3:	±12 mm			±15 mm	
Mode 4:	±30 mm			±30 mm	
Detectable Laser	Wave Length 633 to 785 nm				
Laser Detecting Range	(diameter) 800 m (using RL-100 1S/2S)				
Wireless Communication with RD-100W	-	Yes	-	-	Yes
Internal Battery	C-size dry cells 4pcs. Battery pack BT-68Q (sold separately)				
External Power Supply	DC 10V to 30V				-
Operating Time (+20°C) Alkaline dry cells Battery pack BT-68Q	100h	20h	100 hours 50 hours	80 hours 40 hours	40 hours 18 hours
Operating Temperature	-20°C to +50°C				
Water Proof	IP66 (Based on the standard IEC60529)				
Dimensions (W/D/H)	110 x 36 x 176 mm		158 x 166 x 357 mm (With clamp)		
Weight (Without cells)	< 500 g		2.0 kg		
RD-100W - Remote Display					
Wireless Communication	20 m (may vary depending on obstacles between the two instruments as well as other communication)				
Internal Battery	AA-size dry cells 3 pcs.				
Operating time	40 hours				
Dimensions (W/D/H)	110 x 36 x 176 mm				
Weight	0,5 kg				



LS-B100



LS-B110:
On-grade matching
and plumb indication



LS-B110W:
On-grade matching
and plumb indication



Magmount

Crossline Laser

● LC-2 – Crossline Laser

- Two-line, level and plumb
- Highly visible laser beam
- Pulse mode for optional receiver
- Set out angles of 90°
- For inside and outside

● LC-4X – Crossline Laser

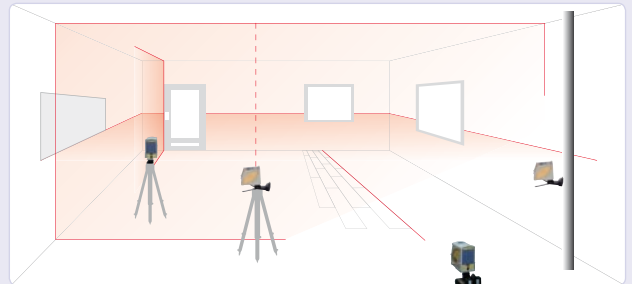
- Extreme high visibility
- Projects 3 vertical lines and 1 horizontal line as well as a plumb up and down
- Instant self-leveling within 3 seconds
- 40 m range with the standard laser receiver
- IP54 dust- and water-protection
- Set angles up to 180°

Extreme high visibility




LC-4X

CROSSLINE LASER		ART. NO
LC-2	Crossline laser	1475001
LC-4X	Crossline laser 180°	1475003
LVH-800	Optional detector for LC-2	1475004



CROSSLINE LASER



SPECIFICATIONS*	LC-2	LC-4X
Accuracy	3 mm / 10 m	2 mm / 10 m
Operating range	30 m indoor / 50 m outdoor	40 m indoor / 50 m outdoor
Power supply	3x AA dry cell	3x AA dry cell
Out of level indic.	Yes	Yes
Protection	Nylon pouch	Aluminium case

● LC-2 – Package

- Universal Wall-Floor Mount with Magnets
- Square
- Strap
- Nylon Pouch
- Alkaline batteries



LC-2 Package

● LC-4X – Package

- Detector LS-VHX With Holder
- Target
- Laser Glasses
- Aluminium Carrying Case
- Alkaline batteries



LC-4X Package

Automatic Level / Theodolite

AT-B2/AT-B3/AT-B4 – Automatic levels – Three choices... limitless applications. One thing in common: Topcon precision. All AT-B series levels feature a finely tuned magnetic damping system with a superior resistance to cold, heat and shock.

Horizontal angles can be directly read in 1° or 1gon units. Free rotation feature allows you to read any angle from zero.


With the IPX6 rating, the instrument is protected against powerful water jets from all directions, meaning the AT-B series withstands a sudden shower or torrential rainfall. The advanced protection design also deters clouding or condensation inside the telescope.



AT-B4

AUTOMATIC LEVEL	ART. NO
AT-B2 *1, 2, 3, 4	2110221A0
AT-B3 *1, 2, 3, 4	2110231A0
AT-B4 *1, 2, 3, 4	2110241A0

*1) Carrying case, 2) Plumb bob, 3) Lens cleaning cloth, 4) Weather protective bag



AT-B4



AUTOMATIC LEVEL / THEODOLITE

THEODOLITE	ART. NO
DT-209	303216241

*1) Carrying case, 2) Plumb bob, 3) Tool kit, 4) Protective cover



SPECIFICATIONS*	AT-B2	AT-B3	AT-B4
Effective diameter lens	42 mm	36 mm	32 mm
Magnification	32x	28x	24x
Field of view (at 100 m)	1°20' (2.3 m)	1°25' (2.5 m)	1°25' (2.5 m)
Minimum focus / Horizontal circle	0,2 m / 1°(1g)	0,2 m / 1°(1g)	0,2 m / 1°(1g)
Working Range	±15'	±15'	±15'
Accuracy	0.7 mm	1.5 mm	2.0mm
Protection against water and dust	IPX6	IPX6	IPX6

DT-209 – Theodolite – With Topcon's DT-209 you'll be up and working fast, thanks to its simple interface and large, easy-to-see backlit LCD. There's an optical plummet that makes set up over a control point easy, and a tilt sensor that provides ±3 minute angle correction. Only Topcon can offer the precision, durability, and advanced technology found in the DT-209.



DT-209

SPECIFICATIONS*	DT-209
Minimum focus	90 cm
Minimum reading	2 mgon / 5 mgon
Accuracy	3.0 mgon
Display	1 side LCD
Compensating range	no
Focusing	0,5 m
Water protection	IP66
Operating time	170 hrs

Product / application matrix

Applications	Construction								Interior						Technic			Finishing						
	Road Construction	House-building	Warehouse Constr	Landscaping	Piping	Roofer	Slope constructions	Earth Moving	Window/Door	Dry-wall construction	Interior decoration	Kitchen / Bathrooms	Exhibition construction	Stairs	Electricians	Sanitary	Heating / Airco	Tiler	Painter	Plasterer	Prelab construction	Renovation	Decorator	
General Construction Page 3																								
RL-H3A	●	●	●	●																	●			
RL-H3C	●	●	●	●																	●			
RL-H3CS	●	●	●	●			●	●													●	●		
RL-H3CL	●	●	●	●	●																●			
Multi-Purpose Page 4																								
RL-VH4 DR		●	●				●		●	●	●	●	●		●	●	●	●		●	●	●	●	
RL-VH4 G2		●	●				●		●	●	●	●	●		●	●	●	●		●	●	●	●	
Slope Page 5																								
RL-H3CS	●	●	●	●			●	●													●			
RL-100 1S	●			●			●	●													●			
RL-100 2S	●		●	●			●	●													●			
RT-5SW	●			●			●	●													●			
Pipe Page 6																								
TPL-4A	●		●		●																		●	
TPL-4B	●		●		●																		●	
TPL-4G	●		●		●																		●	
TPL-4BG	●		●		●																		●	
MC Reveivers Page 7																								
LS-B10	●			●				●													●			
LS-B10W																								
LS-B100	●			●				●													●			
LS-B110	●			●				●													●			
LS-B110W	●			●				●													●			
RD-100W	●			●				●													●			
Line-Cross Laser Page 8																								
LC-2		●					●		●	●	●	●	●	●	●	●	●	●	●	●	●	●	●	●
LC-4X		●					●		●	●	●	●	●	●	●	●	●	●	●	●	●	●	●	●
Automatic Level Page 9																								
AT-B2	●	●					●	●													●			
AT-B3	●	●					●	●													●			
AT-B4	●	●					●	●													●			
Digital Theodolite Page 9																								
DT-209	●						●	●													●			

About Us

With over 75 years worth of experience in the manufacture, distribution and support of products, Topcon is well placed to offer comprehensive support to cater for all your needs.



Established in 1932, the Topcon Group today is represented by a workforce of over 6,000. Topcon develops, manufactures, sells, and provide services for a wide range of high technology products for the capture, analysis and presentation of spatial data in the macro, micro and nano worlds.



Investment in research and development leading to innovative new solutions and products is key to the Topcon philosophy and is evident in a number of industry firsts that include the first coaxial EDM total station, the GTS-1 and the unique GPT-7000i series imaging total stations incorporating digital cameras.

Additionally, Topcon has produced the first and only available millimetre GPS+ system, and is the first to offer a true GNSS (Global Navigation Satellite System); dual frequency, dual constellation, GPS plus GLONASS geodetic grade receivers.

Topcon recently developed the technology to add Galileo and Beidou 2 (Compass) in a new, state-of-the-art Universal Signal Tracking chip, ensuring total future-proofing of investment.



www.topcon.eu

Your local authorized Topcon distributor is: